



HRAP-156H-N610-N630M10

N-TOPCon Technology

22.54%

Maximum Module Efficiency

630W

Maximum Power Output

Power Shorting Tolerance:0-3W

2465×1134×35mm

Module Dimensions

IEC 61215 / IEC 61730

Fire safty class:Class C according to UL790

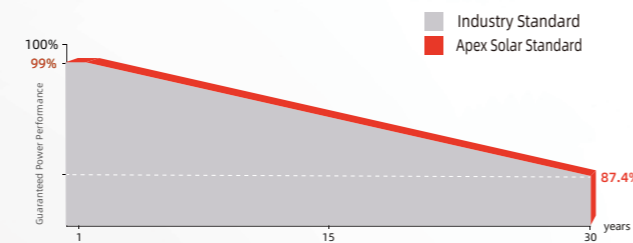
ISO 9001 :Quality Management System

ISO 14001 :Environment Management



Industry Leading Linear Power Warranty

12-year Warranty for Materials and Processing .30-year Warranty for Extra Linear Power Output



12 Process Warranty

30 Power Warranty

HRAP-156H-N610-N630M10

ELECTRICAL PARAMETERS AT STC

Rated Maximum Power(Pmax) [W]	610	615	620	625	630
Maximum Power Voltage(Vmp) [V]	45.59	45.69	45.79	45.92	46.02
Maximum Power Current(Imp) [A]	13.38	13.46	13.54	13.61	13.69
Open Circuit Voltage(Voc) [V]	55.25	55.40	55.55	55.70	55.85
Short Circuit Current(Isc) [A]	14.11	14.18	14.25	14.32	14.39
Module Efficiency [%]	21.82	22.00	22.18	22.36	22.54

STC: Irradiance 1000 W/m² module temperature 25°C AM=1.5

ELECTRICAL PARAMETERS AT NMOT

Rated Maximum Power(Pmax)[W]	459	462	466	470	474
Maximum Power Voltage(Vmp) [V]	42.28	42.39	42.50	42.61	42.72
Maximum Power Current(Imp) [A]	10.85	10.91	10.97	11.03	11.09
Open Circuit Voltage(Voc) [V]	52.48	52.62	52.77	52.91	53.05
Short Circuit Current(Isc) [A]	11.39	11.45	11.50	11.56	11.62

NMOT: Irradiance 800 W/m² ambient temperature 20°C wind speed: 1m/s

MECHANICAL SPECIFICATION

Cell Type	N-Type Monocrystalline
Cell Dimensions	182×182mm
Cell Arrangement	156(2×78)
Weight	30.6kg(±3%)
Module Dimensions	2465×1134×35mm
Cable	4.0 mm ² positive/negative:300mm(11.8inches),length Can be customized
Front Glass	3.2 mm high transmittance,AR coating tempered glass
Frame	Anodized aluminium alloy
Junction Box	Protection class IP68
Type of Connector	PV-XT101.1 (Suzhou Xtong Photovoltage Technology Co., Ltd)
Mechanical Load	Front side 5400Pa/Rear side 2400Pa

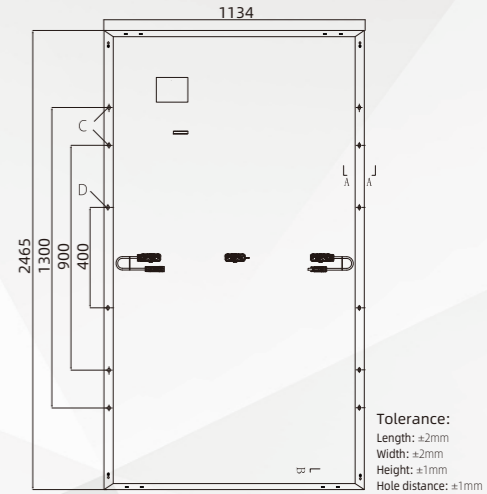
OPERATING CONDITIONS

Maximum System Voltage (V)	1000/1500VDC (IEC)
Pmax Temperature Coefficient	-0.30%/°C
Voc Temperature Coefficient	-0.25%/°C
ISC Temperature Coefficient	0.046%/°C
Nominal Operating Cell Temperature	45±2°C
Operating Temperature	-40°C~+85°C
Maximum Series Fuse	25A

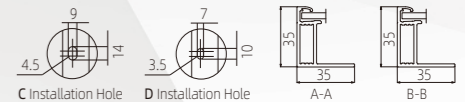
PPACKING CONFIGURATION

Quantity/Pallet	31 pcs/pallet
Quantity/Container	558pcs/40HQ

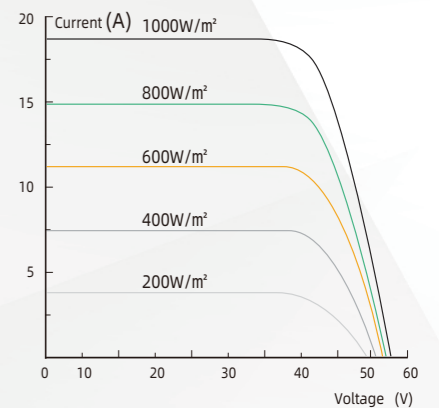
Module Dimension(mm)



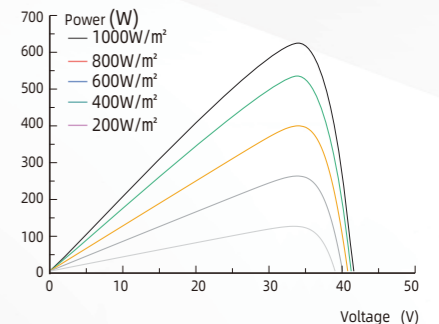
Tolerance:
Length: ±2mm
Width: ±2mm
Height: ±1mm
Hole distance: ±1mm



Current-Voltage Curve (630W)



Power-Voltage Curve (630W)



- 0-3w** **0-3w**
Guaranteed 0-3w positive tolerance ensures the power output reliability
- \$** **High customer value**
Lower cost per kilowatt hour.High quality silicon wafer guarantee, high power module output, excellent cost performance advantage, is an ideal choice for solar power stations
- 🛡️** **Highly reliable due to stringent quality control**
Three times strict EL testing beyond certification requirements
- 🔋** **Fusion of MBB and half-cut cells technology**
The new circuit design, minimizes the impact of shadow on the power generation of solar module.Excellent light utilization and current collection capacity, effectively improve product power output and reliability
- 🚫** **Excellent Anti-PID performance**
Ensure that the scale production passes the PID test, and greatly reduce the attenuation caused by PID by optimizing the wafer process
- ☀️** **Outstanding low light performance**
The coated glass with high transmittance and the surface technology of the wafer are used to achieve excellent performance in low light environment