

HRAP-132H 655-675M12

21.73%
Maximum Module Efficiency

675W
Maximum Power Output

Power Shorting Tolerance:0-3W

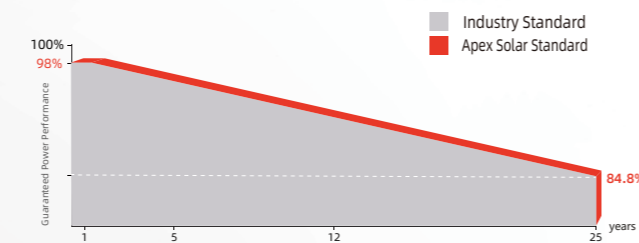
2384×1303×35mm
Module Dimensions

IEC 61215 / IEC 61730
Fire safety class:Class C according to UL790
ISO 9001 :Quality Management System
ISO 14001 :Environment Management



Industry Leading Linear Power Warranty

12-year Warranty for Materials and Processing . 25-year Warranty for Extra Linear Power Output



12 YEARS Process Warranty **25 YEARS** Power Warranty

ELECTRICAL PARAMETERS AT STC

	655	660	665	670	675
Rated Maximum Power(Pmax) [W]	655	660	665	670	675
Maximum Power Voltage(Vmp) [V]	37.59	37.79	37.99	38.19	38.39
Maximum Power Current(Imp) [A]	17.43	17.47	17.51	17.55	17.59
Open Circuit Voltage(Voc) [V]	45.49	45.69	45.89	46.09	46.29
Short Circuit Current(Isc) [A]	18.49	18.52	18.55	18.61	18.64
Module Efficiency [%]	21.09	21.25	21.41	21.57	21.73

STC: Irradiance 1000 W/m² module temperature 25°C AM=1.5

ELECTRICAL PARAMETERS AT NMOT

	496	500	504	508	512
Rated Maximum Power(Pmax)[W]	496	500	504	508	512
Maximum Power Voltage(Vmp) [V]	35.09	35.29	35.49	35.69	35.89
Maximum Power Current(Imp) [A]	14.14	14.17	14.20	14.23	14.26
Open Circuit Voltage(Voc) [V]	42.79	42.99	43.19	43.39	43.59
Short Circuit Current(Isc) [A]	14.88	14.93	14.98	15.03	15.08

NMOT: Irradiance 800 W/m² ambient temperature 20°C wind speed: 1m/s

MECHANICAL SPECIFICATION

Cell Type	Monocrystalline
Cell Dimensions	210×210mm
Cell Arrangement	132(6×22)
Weight	34.0kg(±3%)
Module Dimensions	2384×1303×35mm
Cable	4.0 mm ² positive/negative:300mm(11.8inches),length Can be customized
Front Glass	3.2 mm high transmittance,AR coating tempered glass
Frame	Anodized aluminium alloy
Junction Box	Protection class IP68
Type of Connector	PV-XT101.1 (Suzhou Xtong Photovoltage Technology Co., Ltd)
Mechanical Load	Front side 5400Pa/Rear side 2400Pa

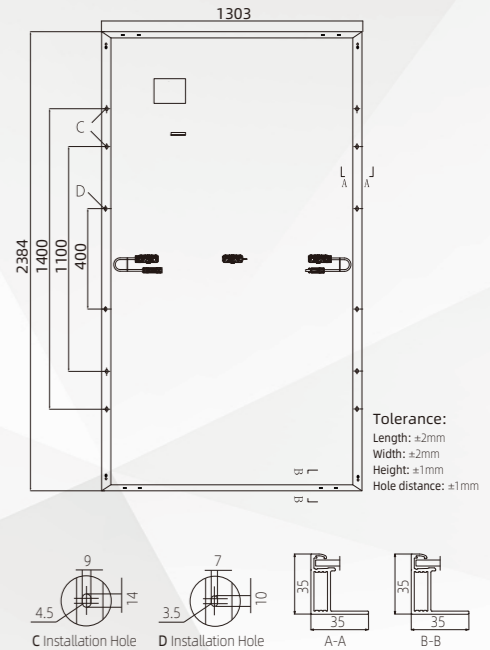
OPERATING CONDITIONS

Maximum System Voltage (V)	1000/1500VDC (IEC)
Pmax Temperature Coefficient	-0.34%/°C
Voc Temperature Coefficient	-0.28%/°C
ISC Temperature Coefficient	+0.05%/°C
Nominal Operating Cell Temperature	45±2°C
Operating Temperature	-40°C-+85°C
Maximum Series Fuse	30A

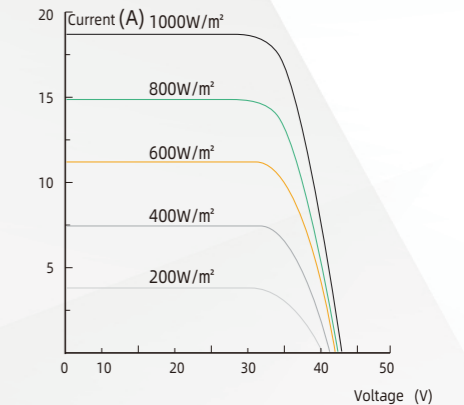
PPACKING CONFIGURATION

Quantity/Pallet	31pcs/pallet
Quantity/Container	558pcs/40HQ

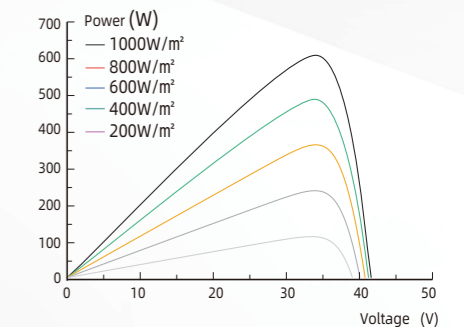
Module Dimension(mm)



Current-Voltage Curve (675W)



Power-Voltage Curve (675W)



- 0-3W**
Guaranteed 0-3W positive tolerance ensures the power output reliability
- High customer value**
Lower cost per kilowatt hour.High quality silicon wafer guarantee, high power module output, excellent cost performance advantage, is an ideal choice for solar power stations
- Highly reliable due to stringent quality control**
Three times strict EL testing beyond certification requirements
- Fusion of MBB and half-cut cells technology**
The new circuit design, minimizes the impact of shadow on the power generation of solar module.Excellent light utilization and current collection capacity, effectively improve product power output and reliability
- Excellent Anti-PID performance**
Ensure that the scale production passes the PID test, and greatly reduce the attenuation caused by PID by optimizing the wafer process
- Outstanding low light performance**
The coated glass with high transmittance and the surface technology of the wafer are used to achieve excellent performance in low light environment