

HRAP-144H-N565-N580M10

N-TOPCon Technology

22.45%
Maximum Module Efficiency

580W
Maximum Power Output

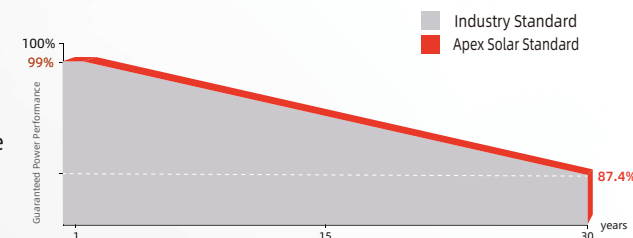
Power Shorting Tolerance: 0~+3W

2278x1134x35mm
Module Dimensions

IEC 61215 / IEC 61730
Fire safty class: Class C according to UL790
ISO 9001 :Quality Management System
ISO 14001 :Environment Management



Industry Leading Linear Power Warranty
12-year Warranty for Materials and Processing. 30-year Warranty for Extra Linear Power Output



12 YEARS Process Warranty **30 YEARS** Power Warranty

- 0-3w** Guaranteed 0-3w positive tolerance ensures the power output reliability
- High customer value** Lower cost per kilowatt hour. High quality silicon wafer guarantee, high power module output, excellent cost performance advantage, is an ideal choice for solar power stations
- Highly reliable due to stringent quality control** Three times strict EL testing beyond certification requirements
- Fusion of MBB and half-cut cells technology** The new circuit design, minimizes the impact of shadow on the power generation of solar module. Excellent light utilization and current collection capacity, effectively improve product power output and reliability
- Excellent Anti-PID performance** Ensure that the scale production passes the PID test, and greatly reduce the attenuation caused by PID by optimizing the wafer process
- Outstanding low light performance** The coated glass with high transmittance and the surface technology of the wafer are used to achieve excellent performance in low light environment

HRAP-144H-N565-N580M10

ELECTRICAL PARAMETERS AT STC

Rated Maximum Power(Pmax) [W]	565	570	575	580
Maximum Power Voltage(Vmp) [V]	41.92	42.07	42.22	42.37
Maximum Power Current(Imp) [A]	13.48	13.55	13.62	13.69
Open Circuit Voltage(Voc) [V]	50.60	50.74	50.88	51.02
Short Circuit Current(Isc) [A]	14.23	14.31	14.39	14.47
Module Efficiency [%]	21.87	22.07	22.26	22.45

STC: Irradiance 1000 W/m² module temperature 25°C AM=1.5

ELECTRICAL PARAMETERS AT NMOT

Rated Maximum Power(Pmax)[W]	425	429	432	436
Maximum Power Voltage(Vmp) [V]	39.38	39.51	39.60	39.69
Maximum Power Current(Imp) [A]	10.79	10.85	10.92	10.99
Open Circuit Voltage(Voc) [V]	48.06	48.20	48.33	48.46
Short Circuit Current(Isc) [A]	11.49	11.55	11.62	11.68

NMOT: Irradiance 800 W/m² ambient temperature 20°C wind speed: 1 m/s

MECHANICAL SPECIFICATION

Cell Type	N-Type Monocrystalline
Cell Dimensions	182x182mm
Cell Arrangement	144(2x72)
Weight	28kg(±3%)
Module Dimensions	2278x1134x35mm
Cable	4.0 mm ² positive/negative:300mm(11.8inches), length Can be customized
Front Glass	3.2 mm high transmittance, AR coating tempered glass
Frame	Anodized aluminium alloy
Junction Box	Protection class IP68
Type of Connector	PV-XT101.1 (Suzhou Xtong Photovoltage Technology Co., Ltd)
Mechanical Load	Front side 5400Pa/Rear side 2400Pa

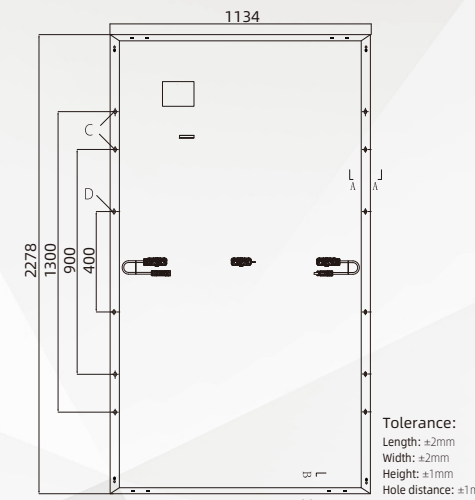
OPERATING CONDITIONS

Maximum System Voltage (V)	1000/1500VDC (IEC)
Pmax Temperature Coefficient	-0.30%/°C
Voc Temperature Coefficient	-0.25%/°C
ISC Temperature Coefficient	0.046%/°C
Nominal Operating Cell Temperature	45±2°C
Operating Temperature	-40°C~+85°C
Maximum Series Fuse	25A

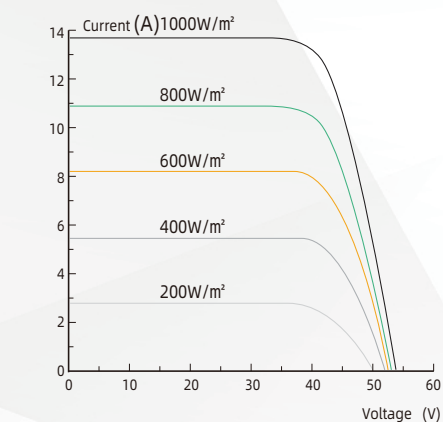
PPACKING CONFIGURATION

Quantity/Pallet	31pcs/pallet
Quantity/Container	620pcs/40HQ

Module Dimension(mm)



Current-Voltage Curve (580W)



Power-Voltage Curve (580W)

