

HRAP-132H 485-505M10

21.3%
Maximum Module Efficiency

505W
Maximum Power Output

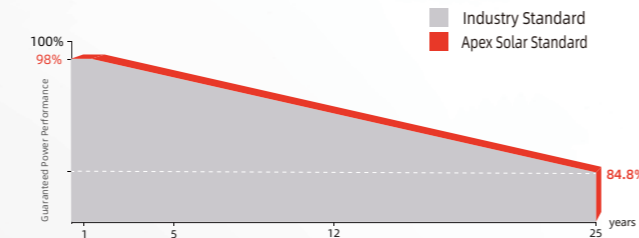
Power Shorting Tolerance:0~+3W

2094×1134×35mm
Module Dimensions

IEC 61215 / IEC 61730
Fire safety class:Class C according to UL790
ISO 9001 :Quality Management System
ISO 14001 :Environment Management



Industry Leading Linear Power Warranty
12-year Warranty for Materials and Processing . 25-year Warranty for Extra Linear Power Output



12 Process Warranty **25** Power Warranty

ELECTRICAL PARAMETERS AT STC

	485	490	495	500	505
Rated Maximum Power(Pmax) [W]	485	490	495	500	505
Maximum Power Voltage(Vmp) [V]	37.81	37.99	38.17	38.35	38.53
Maximum Power Current(Imp) [A]	12.83	12.90	12.97	13.04	13.11
Open Circuit Voltage(Voc) [V]	45.20	45.33	45.46	45.59	45.72
Short Circuit Current(Isc) [A]	13.72	13.79	13.86	13.93	14.00
Module Efficiency [%]	20.4	20.6	20.8	21.1	21.3

STC: Irradiance 1000 W/m² module temperature 25°C AM=1.5

ELECTRICAL PARAMETERS AT NMOT

	367	370	374	378	382
Rated Maximum Power(Pmax)[W]	367	370	374	378	382
Maximum Power Voltage(Vmp) [V]	35.67	35.76	35.84	35.93	36.02
Maximum Power Current(Imp) [A]	10.28	10.36	10.44	10.52	10.60
Open Circuit Voltage(Voc) [V]	42.30	42.43	42.58	42.72	42.86
Short Circuit Current(Isc) [A]	11.06	11.13	11.20	11.27	11.34

NMOT: Irradiance 800 W/m² ambient temperature 20°C wind speed: 1m/s

MECHANICAL SPECIFICATION

Cell Type	Monocrystalline
Cell Dimensions	182×182mm
Cell Arrangement	132(6×22)
Weight	26.3kg(±3%)
Module Dimensions	2094×1134×35mm
Cable	4.0 mm ² positive/negative:300mm(11.8inches),length Can be customized
Front Glass	3.2 mm high transmittance,AR coating tempered glass
Frame	Anodized aluminium alloy
junction Box	Protection class IP68
Connector	Mc4 Compatible
Mechanical Load	Front side 5400Pa/Rear side 2400Pa

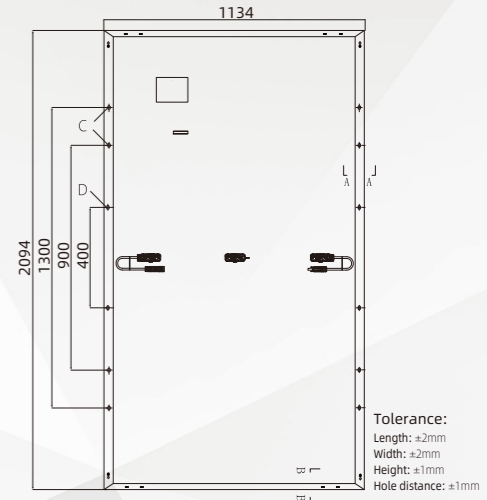
OPERATING CONDITIONS

Maximum System Voltage (V)	1000VDC/1500VDC
Pmax Temperature Coefficient	-0.34%/°C
Voc Temperature Coefficient	-0.28%/°C
ISC Temperature Coefficient	+0.05%/°C
Nominal Operating Cell Temperature	45±2°C
Operating Temperature	- 40°C~+85°C
Maximum Series Fuse	20A

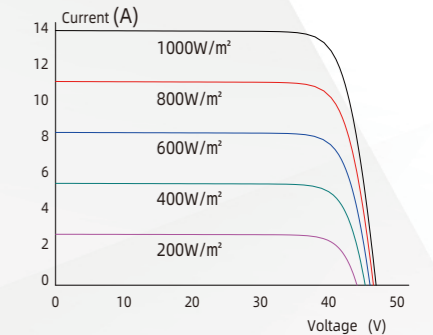
PACKING CONFIGURATION

Quantity/Pallet	31 pcs/pallet
Quantity/Container	682pcs/40HQ

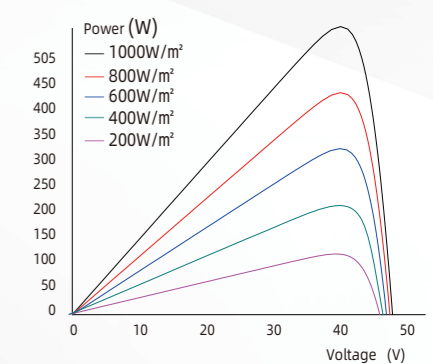
Module Dimension(mm)



Current-Voltage Curve (505W)



Power-Voltage Curve (505W)



- 0-3W** Guaranteed 0-3W positive tolerance ensures the power output reliability
- High customer value** Lower cost per kilowatt hour.High quality silicon wafer guarantee, high power module output, excellent cost performance advantage, is an ideal choice for solar power stations
- Highly reliable due to stringent quality control** Three times strict EL testing beyond certification requirements
- Fusion of MBB and half-cut cells technology** The new circuit design, minimizes the impact of shadow on the power generation of solar module.Excellent light utilization and current collection capacity, effectively improve product power output and reliability
- Excellent Anti-PID performance** Ensure that the scale production passes the PID test, and greatly reduce the attenuation caused by PID by optimizing the wafer process
- Outstanding low light performance** The coated glass with high transmittance and the surface technology of the wafer are used to achieve excellent performance in low light environment