

HRAP-120H 365-380M6

20.86%
Maximum Module Efficiency

380W
Maximum Power Output

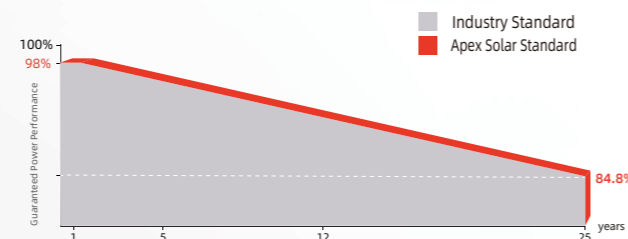
Power Shorting Tolerance:0~+3W

1755×1038×30mm
Module Dimensions

IEC 61215 / IEC 61730
Fire safty class:Class C according to UL790
ISO 9001 :Quality Management System
ISO 14001 :Environment Management



Industry Leading Linear Power Warranty
12-year Warranty for Materials and Processing . 25-year Warranty for Extra Linear Power Output



12 Process Warranty **25** Power Warranty

- 0-3W** Guaranteed 0-3W positive tolerance ensures the power output reliability
- High customer value** Lower cost per kilowatt hour.High quality silicon wafer guarantee, high power module output, excellent cost performance advantage, is an ideal choice for solar power stations
- Highly reliable due to stringent quality control** Three times strict EL testing beyond certification requirements
- Fusion of MBB and half-cut cells technology** The new circuit design, minimizes the impact of shadow on the power generation of solar module.Excellent light utilization and current collection capacity, effectively improve product power output and reliability
- Excellent Anti-PID performance** Ensure that the scale production passes the PID test, and greatly reduce the attenuation caused by PID by optimizing the wafer process
- Outstanding low light performance** The coated glass with high transmittance and the surface technology of the wafer are used to achieve excellent performance in low light environment

High Efficiency Half-cells Solar Panel HRAP-120H 365-380M6

ELECTRICAL PARAMETERS AT STC

Rated Maximum Power(Pmax) [W]	365	370	375	380
Maximum Power Voltage(Vmp) [V]	33.85	34.05	34.25	34.40
Maximum Power Current(Imp) [A]	10.79	10.87	10.95	11.04
Open Circuit Voltage(Voc) [V]	41.05	41.25	41.45	41.65
Short Circuit Current(Isc) [A]	11.27	11.35	11.43	11.51
Module Efficiency [%]	20.00	20.30	20.60	20.86

STC: Irradiance 1000 W/m2 module temperature 25°C AM=1.5

ELECTRICAL PARAMETERS AT NMOT

Rated Maximum Power(Pmax)[W]	266.7	270.4	274.1	277.8
Maximum Power Voltage(Vmp) [V]	31.2	31.3	31.5	31.7
Maximum Power Current(Imp) [A]	8.56	8.63	8.7	8.76
Open Circuit Voltage(Voc) [V]	38.1	38.3	38.5	38.7
Short Circuit Current(Isc) [A]	9.06	9.12	9.19	9.25

NMOT: Irradiance 800 W/m2 ambient temperature 20°C wind speed:1m/s

MECHANICAL SPECIFICATION

Cell Type	Monocrystalline
Cell Dimensions	166×166mm
Cell Arrangement	120(6×20)
Weight	19.5kg(±3%)
Module Dimensions	1755×1038×30mm
Cable	4.0 mm ² positive/negative:300mm(11.8inches),length Can be customized
Front Glass	3.2 mm high transmittance,AR coating tempered glass
Frame	Anodized aluminium alloy
Junction Box	Protection class IP68
Type of Connector	PV-XT101.1 (Suzhou Xtong Photovoltage Technology Co., Ltd)
Mechanical Load	Front side 5400Pa/Rear side 2400Pa

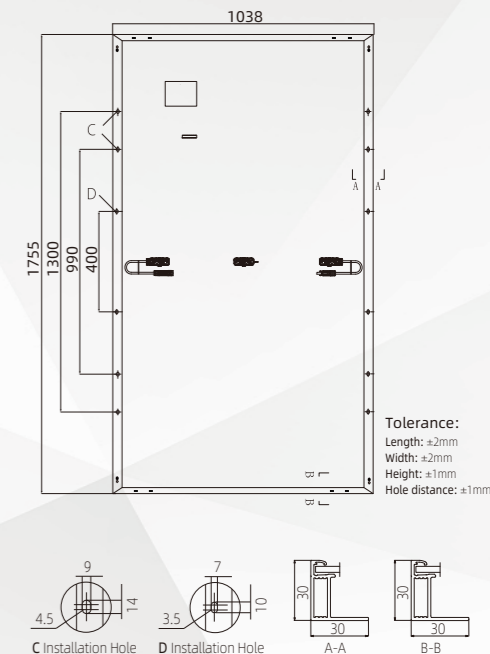
OPERATING CONDITIONS

Maximum System Voltage (V)	1000VDC/1500VDC
Pmax Temperature Coefficient	-0.34%/°C
Voc Temperature Coefficient	-0.28%/°C
ISC Temperature Coefficient	+0.05%/°C
Nominal Operating Cell Temperature	45±2°C
Operating Temperature	- 40°C-+85°C
Maximum Series Fuse	20A

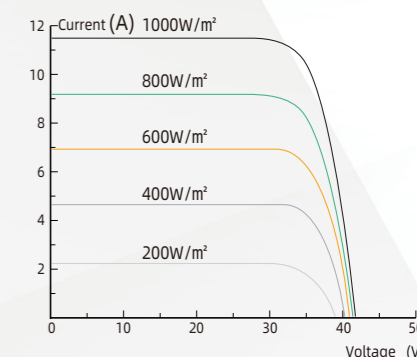
PACKING CONFIGURATION

Quantity/Pallet	31pcs/pallet
Quantity/Container	845pcs/40HQ

Module Dimension(mm)



Current-Voltage Curve (380W)



Power-Voltage Curve (380W)

