



HRAP-156H 610-630M10

N-TOPCon Technology

22.54%
Maximum Module Efficiency

630W
Maximum Power Output

Power Shorting Tolerance:0~+3W

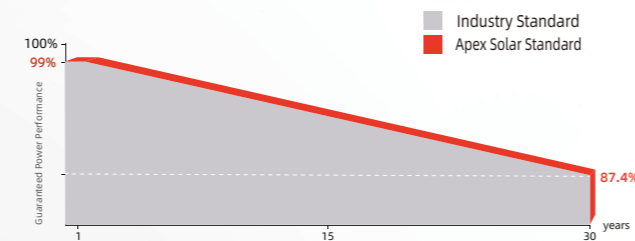
2465×1134×35mm
Module Dimensions

IEC 61215 / IEC 61730
Fire safty class:Class C according to UL790
ISO 9001 :Quality Management System
ISO 14001 :Environment Management



Industry Leading Linear Power Warranty

12-year Warranty for Materials and Processing .30-year Warranty for Extra Linear Power Output



12 YEARS Process Warranty **30 YEARS** Power Warranty

HRAP-156H 610-630M10

ELECTRICAL PARAMETERS AT STC

| | 610 | 615 | 620 | 625 | 630 |
|--------------------------------|-------|-------|-------|-------|-------|
| Rated Maximum Power(Pmax) [W] | 610 | 615 | 620 | 625 | 630 |
| Maximum Power Voltage(Vmp) [V] | 45.59 | 45.69 | 45.79 | 45.92 | 46.02 |
| Maximum Power Current(Imp) [A] | 13.38 | 13.46 | 13.54 | 13.61 | 13.69 |
| Open Circuit Voltage(Voc) [V] | 55.25 | 55.40 | 55.55 | 55.70 | 55.85 |
| Short Circuit Current(Isc) [A] | 14.11 | 14.18 | 14.25 | 14.32 | 14.39 |
| Module Efficiency [%] | 21.82 | 22.00 | 22.18 | 22.36 | 22.54 |

STC: Irradiance 1000 W/m² module temperature 25°C AM=1.5

ELECTRICAL PARAMETERS AT NMOT

| | 459 | 462 | 466 | 470 | 474 |
|--------------------------------|-------|-------|-------|-------|-------|
| Rated Maximum Power(Pmax)[W] | 459 | 462 | 466 | 470 | 474 |
| Maximum Power Voltage(Vmp) [V] | 42.28 | 42.39 | 42.50 | 42.61 | 42.72 |
| Maximum Power Current(Imp) [A] | 10.85 | 10.91 | 10.97 | 11.03 | 11.09 |
| Open Circuit Voltage(Voc) [V] | 52.48 | 52.62 | 52.77 | 52.91 | 53.05 |
| Short Circuit Current(Isc) [A] | 11.39 | 11.45 | 11.50 | 11.56 | 11.62 |

NMOT: Irradiance 800 W/m² ambient temperature 20°C wind speed: 1m/s

MECHANICAL SPECIFICATION

| | |
|-------------------|---|
| Cell Type | N-Type Monocrystalline |
| Cell Dimensions | 182×182mm |
| Cell Arrangement | 156(2×78) |
| Weight | 30.6kg(±3%) |
| Module Dimensions | 2465×1134×35mm |
| Cable | 4.0 mm ² positive/negative:300mm(11.8inches),length Can be customized |
| Front Glass | 3.2 mm high transmittance,AR coating tempered glass |
| Frame | Anodized aluminium alloy |
| Junction Box | Protection class Ip68 |
| Type of Connector | PV-XT101.1 (Suzhou Xtong Photovoltage Technology Co., Ltd) |
| Mechanical Load | Front side 5400Pa/Rear side 2400Pa |

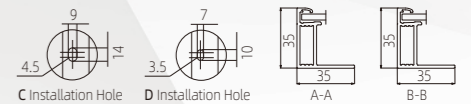
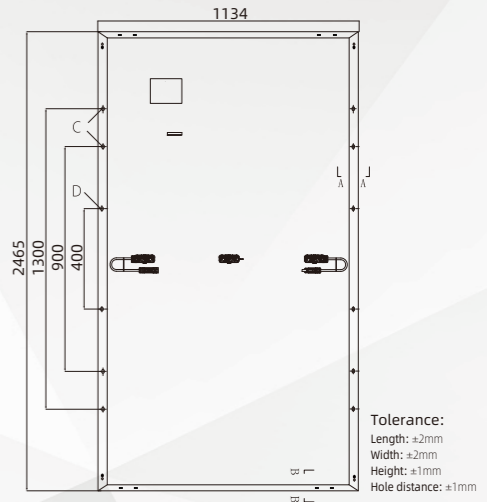
OPERATING CONDITIONS

| | |
|------------------------------------|--------------------|
| Maximum System Voltage (V) | 1000/1500VDC (IEC) |
| Pmax Temperature Coefficient | -0.30%/°C |
| Voc Temperature Coefficient | -0.25%/°C |
| ISC Temperature Coefficient | 0.046%/°C |
| Nominal Operating Cell Temperature | 45±2°C |
| Operating Temperature | -40°C~+85°C |
| Maximum Series Fuse | 25A |

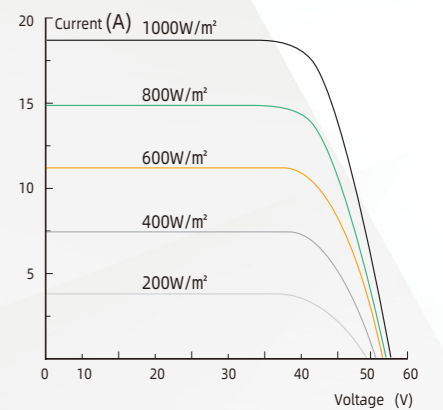
PPACKING CONFIGURATION

| | |
|--------------------|--------------|
| Quantity/Pallet | 31pcs/pallet |
| Quantity/Container | 558pcs/40HQ |

Module Dimension(mm)



Current-Voltage Curve (630W)



Power-Voltage Curve (630W)

