

HRAP-156H 610-625M10

N-TOPCon Technology

22.36%
Maximum Module Efficiency

625W
Maximum Power Output

Power Shorting Tolerance:0~+3W

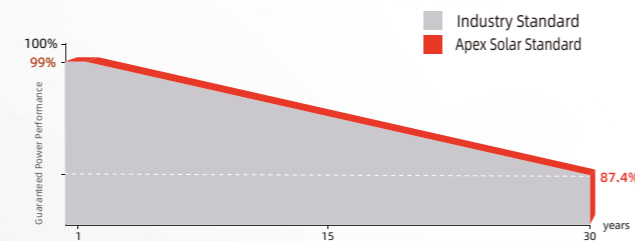
2465×1134×35mm
Module Dimensions

IEC 61215 / IEC 61730
Fire safty class:Class C according to UL790
ISO 9001 :Quality Management System
ISO 14001 :Environment Management



Industry Leading Linear Power Warranty

12-year Warranty for Materials and Processing .30-year Warranty for Extra Linear Power Output



12 YEARS Process Warranty **30 YEARS** Power Warranty

- 0-±3%**
Guaranteed 0-±3% positive tolerance ensures the power output reliability
- High customer value**
Lower cost per kilowatt hour.High quality silicon wafer guarantee, high power module output, excellent cost performance advantage, is an ideal choice for solar power stations
- Highly reliable due to stringent quality control**
Three times strict EL testing beyond certification requirements
- Fusion of MBB and half-cut cells technology**
The new circuit design, minimizes the impact of shadow on the power generation of solar module.Excellent light utilization and current collection capacity, effectively improve product power output and reliability
- Excellent Anti-PID performance**
Ensure that the scale production passes the PID test, and greatly reduce the attenuation caused by PID by optimizing the wafer process
- Outstanding low light performance**
The coated glass with high transmittance and the surface technology of the wafer are used to achieve excellent performance in low light environment

ELECTRICAL PARAMETERS AT STC

Rated Maximum Power(Pmax) [W]	610	615	620	625
Maximum Power Voltage(Vmp) [V]	45.59	45.69	45.79	45.92
Maximum Power Current(Imp) [A]	13.38	13.46	13.54	13.61
Open Circuit Voltage(Voc) [V]	55.25	55.40	55.55	55.70
Short Circuit Current(Isc) [A]	14.11	14.18	14.25	14.32
Module Efficiency [%]	21.82	22.00	22.18	22.36

STC: Irradiance 1000 W/m² module temperature 25°C AM=1.5

ELECTRICAL PARAMETERS AT NMOT

Rated Maximum Power(Pmax)[W]	459	462	466	470
Maximum Power Voltage(Vmp) [V]	42.28	42.39	42.50	42.61
Maximum Power Current(Imp) [A]	10.85	10.91	10.97	11.03
Open Circuit Voltage(Voc) [V]	52.48	52.62	52.77	52.91
Short Circuit Current(Isc) [A]	11.39	11.45	11.50	11.56

NMOT: Irradiance 800 W/m² ambient temperature 20°C wind speed: 1m/s

MECHANICAL SPECIFICATION

Cell Type	N-Type Monocrystalline
Cell Dimensions	182×182mm
Cell Arrangement	156(2×78)
Weight	30.6kg(±3%)
Module Dimensions	2465×1134×35mm
Cable	4.0 mm ² positive/negative:300mm(11.8inches),length Can be customized
Front Glass	3.2 mm high transmittance,AR coating tempered glass
Frame	Anodized aluminium alloy
Junction Box	Protection class Ip68
Type of Connector	PV-XT101.1 (Suzhou Xtong Photovoltage Technology Co., Ltd)
Mechanical Load	Front side 5400Pa/Rear side 2400Pa

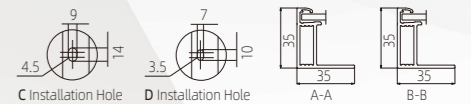
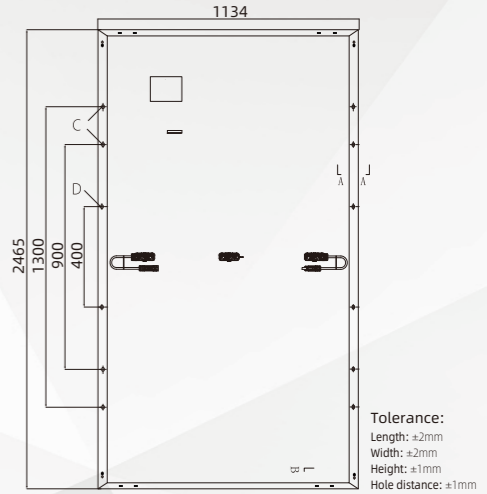
OPERATING CONDITIONS

Maximum System Voltage (V)	1000/1500VDC (IEC)
Pmax Temperature Coefficient	-0.30%/°C
Voc Temperature Coefficient	-0.25%/°C
ISC Temperature Coefficient	0.046%/°C
Nominal Operating Cell Temperature	45±2°C
Operating Temperature	-40°C~+85°C
Maximum Series Fuse	25A

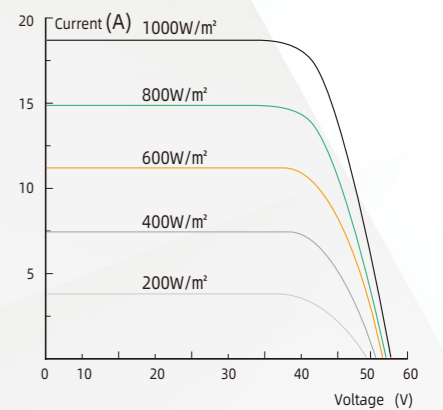
PPACKING CONFIGURATION

Quantity/Pallet	31pcs/pallet
Quantity/Container	558pcs/40HQ

Module Dimension(mm)



Current-Voltage Curve (625W)



Power-Voltage Curve (625W)

