



HRAP-144H 440-460M6

21.16%
Maximum Module Efficiency

460W
Maximum Power Output

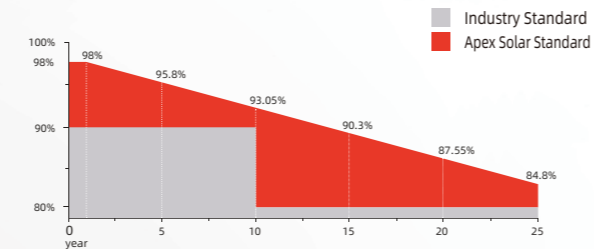
Power Shorting Tolerance:0~+3W

2094×1038×35mm
Module Dimensions

IEC 61215 / IEC 61730
Fire safty class:Class C according to UL790
ISO 9001 :Quality Management System
ISO 14001 :Environment Management



Industry Leading Linear Power Warranty
12-year Warranty for Materials and Processing . 25-year Warranty for Extra Linear Power Output



12 YEARS Process Warranty **25 YEARS** Power Warranty

ELECTRICAL PARAMETERS AT STC

Rated Maximum Power(Pmax) [W]	440	445	450	455	460
Maximum Power Voltage(Vmp) [V]	41.2	41.44	41.67	41.9	42.13
Maximum Power Current(Imp) [A]	10.68	10.74	10.8	10.86	10.92
Open Circuit Voltage(Voc) [V]	49.3	49.55	49.8	50.05	50.3
Short Circuit Current(Isc) [A]	11.3	11.36	11.42	11.48	11.54
Module Efficiency [%]	20.24	20.47	20.7	20.93	21.16

STC: Irradiance 1000 W/m2 module temperature 25°C AM=1.5

ELECTRICAL PARAMETERS AT NMOT

Rated Maximum Power(Pmax)[W]	334.76	338.61	342.39	346.19	349.57
Maximum Power Voltage(Vmp) [V]	39.29	39.52	39.74	39.96	40.18
Maximum Power Current(Imp) [A]	8.52	8.57	8.62	8.66	8.7
Open Circuit Voltage(Voc) [V]	46.76	46.99	47.23	47.47	47.71
Short Circuit Current(Isc) [A]	9.09	9.14	9.19	9.24	9.29

NMOT: Irradiance 800 W/m2 ambient temperature 20°C wind speed: 1m/s

MECHANICAL SPECIFICATION

Cell Type	Monocrystalline
Cell Dimensions	166×166mm
Cell Arrangement	144(6×24)
Weight	23kg(±3%)
Module Dimensions	2094×1038×35mm
Cable	4.0 mm² positive/negative:300mm(11.8inches),length Can be customized
Front Glass	3.2 mm high transmittance,AR coating tempered glass
Frame	Anodized aluminium alloy
Junction Box	Protection class Ip68
Type of Connector	PV-XT101.1 (Suzhou Xtong Photovoltage Technology Co., Ltd)
Mechanical Load	Front side 5400Pa/Rear side 2400Pa

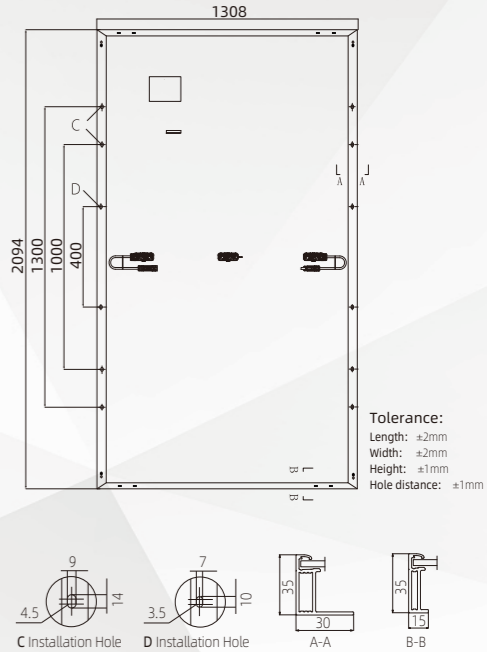
OPERATING CONDITIONS

Maximum System Voltage (V)	1000VDC/1500VDC
Pmax Temperature Coefficient	-0.34%/°C
Voc Temperature Coefficient	-0.28%/°C
ISC Temperature Coefficient	+0.05 %/°C
Nominal Operating Cell Temperature	45±2°C
Operating Temperature	- 40°C~+85°C
Maximum Series Fuse	20A

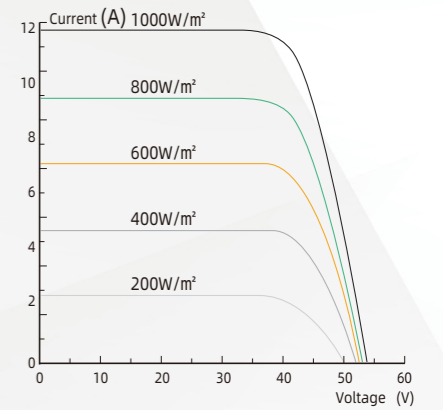
PPACKING CONFIGURATION

Quantity/Pallet	31pcs/pallet
Quantity/Container	715pcs/40HQ

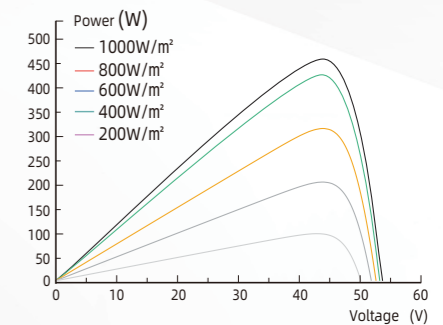
Module Dimension(mm)



Current-Voltage Curve (460W)



Power-Voltage Curve (460W)



- 0-±3%**
Guaranteed 0-±3% positive tolerance ensures the power output reliability
- High customer value**
Lower cost per kilowatt hour.High quality silicon wafer guarantee, high power module output, excellent cost performance advantage, is an ideal choice for solar power stations
- Highly reliable due to stringent quality control**
Three times strict EL testing beyond certification requirements
- Fusion of MBB and half-cut cells technology**
The new circuit design, minimizes the impact of shadow on the power generation of solar module.Excellent light utilization and current collection capacity, effectively improve product power output and reliability
- Excellent Anti-PID performance**
Ensure that the scale production passes the PID test, and greatly reduce the attenuation caused by PID by optimizing the wafer process
- Outstanding low light performance**
The coated glass with high transmittance and the surface technology of the wafer are used to achieve excellent performance in low light environment

